Multiple District 335

As of October 2026 Cumulative

Year	New Clubs	Dropped Clubs	Gain/ Loss Clubs	New Members	Charter Members	Reinstate Members	Transfer Members	Total Member Added	Total Members Dropped	Gain/ Loss Members
2022-2023	1	9	-8	1,150	40	29	25	1,244	1,469	-225
2023-2024	7	23	-16	966	263	19	168	1,416	2,149	-733
2024-2025	2	14	-12	1,020	54	66	103	1,243	1,593	-350
2025-2026	4	10	-6	970	98	50	69	1,187	1,510	-323
2026-2027	2	0	2	400	79	12	11	502	174	328
Average	**3**	**11**	**-8**	**901**	**107**	**35**	**75**	**1,118**	**1,379**	**-261**

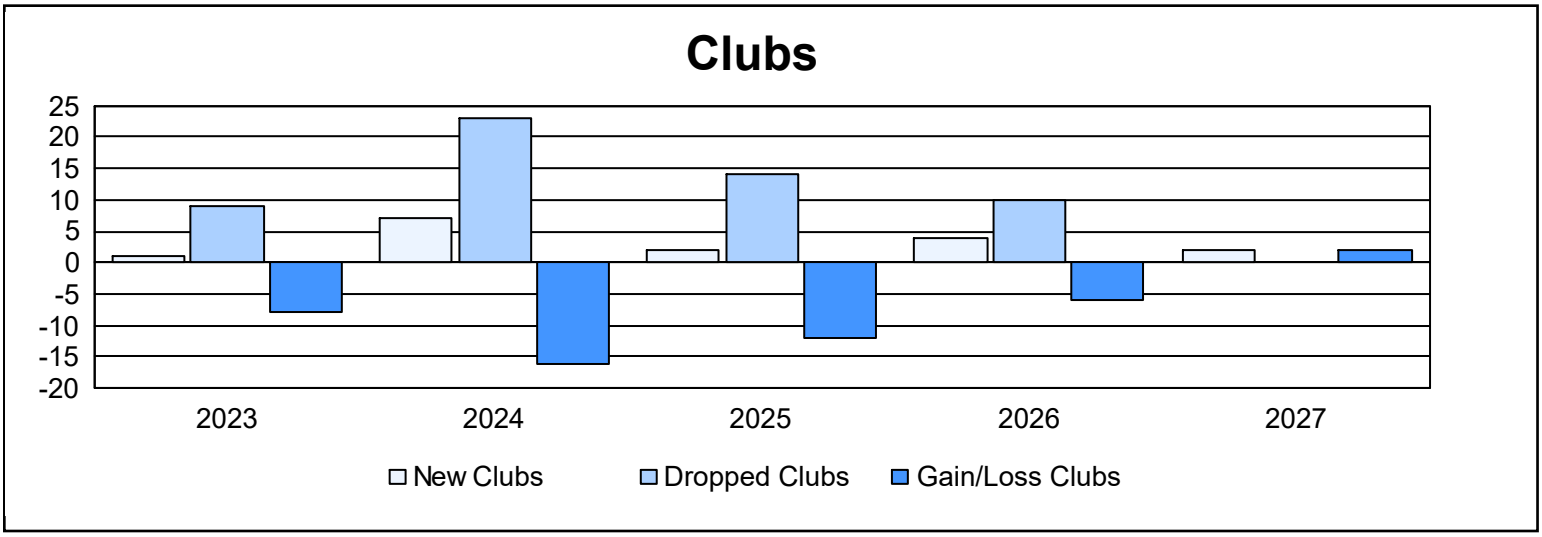

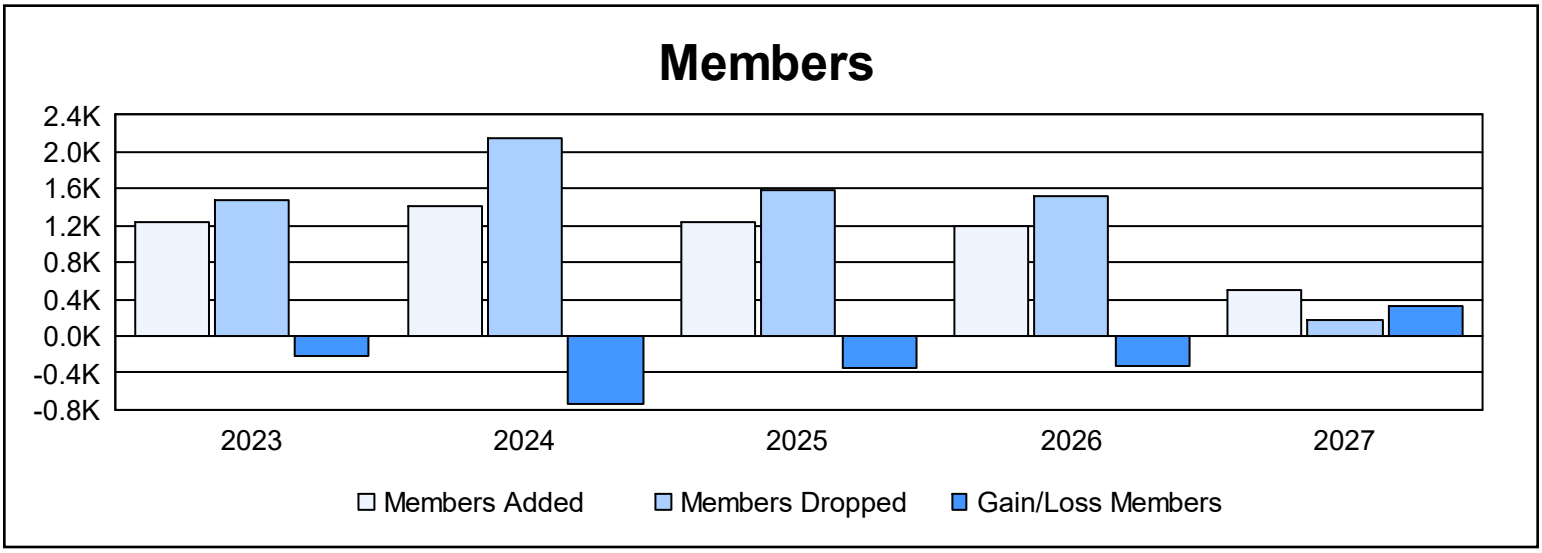

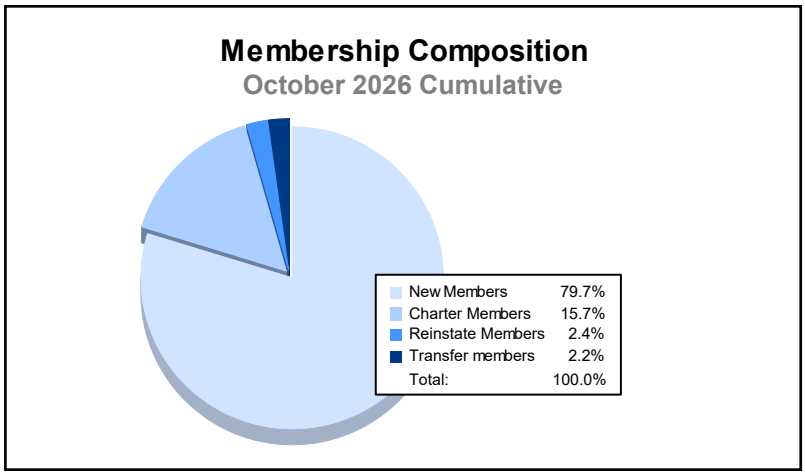
Membership Composition
October 2026 Cumulative
New Members 79.7%
Charter Members 15.7%
Reinstate Members 2.4%
Transfer members 2.2%
Total: 100.0%

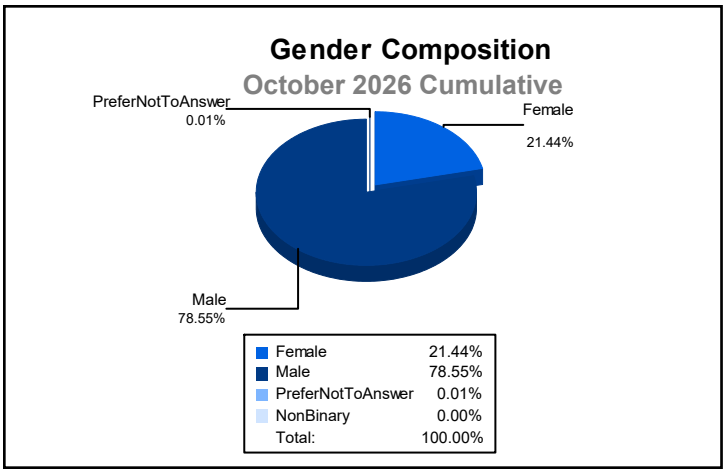
Gender Composition
October 2026 Cumulative
PreferNotToAnswer
0.01%
Female
21.44%
Male
78.55%
Female 21.44%
Male 78.55%
PreferNotToAnswer 0.01%
NonBinary 0.00%
Total: 100.00%